






*Introducing a frightfully cute Halloween collection by Amy Barickman of Indygo Junction and The Vintage Workshop for Red Rooster Fabrics...*

## Simply Spooky



Simply Spooky is as much fun as Halloween gets with its master print featuring a toss of pumpkins, frogs, owls, and cats on a lively dotted ground. The four companion prints include a toss of the word "Halloween" and little owls, more colorful dots, another toss of pumpkins, cats, crows, and bats, and an electrifying zigzag stripe. The bright oranges, greens, golds, and blacks work well together in Halloween wall hangings, table runners, costumes, and witch and monster dolls!

A very cute Halloween wall hanging pattern designed by Pearl Pereira of P3 Designs for Red Rooster Fabrics will be available for the Simply Spooky collection. It features four pieced black cats with bows, pieced pumpkins, and machine appliquéd bats in flight. Try quilting it with glow in the dark thread!

*Show this collection with these books...*

-  *Simple Fabric Folding for Halloween: 12 Fun Quilts and Projects* by Liz Aneloski, C&T Publishing. New fabric folding techniques to bring dimension to your Halloween quilts.
-  *Super-Simple Creative Costumes: Mix and Match Your Way to Make Believe* by Sue Astroth, C&T Publishing. Easy sew and no-sew costumes for Halloween, holidays, plays and parties. Release date: March 2007.
-  *Spellbinding Quilts: Wizards, Witches, and Magical Characters to Paper Piece* by Maaïke Bakker, That Patchwork Place. Sew a wonderful witch and many other blocks that feature magical creatures and characters.

*Add some patterns to your display...*

-  Matilda by Cotton Wood Designs. Make a 30" tall witch complete with a painted face and a frog in her purse.
-  Witches Gathering by Country Threads. Stitch a wall hanging with three pieced witches surrounded by stars

Visit Amy's website at [www.indygojunction.com](http://www.indygojunction.com) for books and patterns for quilts, wearables, bears, dolls, and needlework. Visit her website [thevintageworkshop.com](http://thevintageworkshop.com) for Click-n-Craft CD-ROMs with vintage artwork to print on fabric or paper, and free project ideas and images to download.

*Written by Sue Hale for Red Rooster Fabrics.*

*Permission to make copies for distribution to independent quilt shop owners is granted by Red Rooster Fabrics.*