











Introducing a humorous, retro collection by Red Rooster Fabrics' Studio...

The Beauty Shop

Jump in your bright red convertible and head to the beauty salon for a new hairdo and a manicure! The Beauty Shop collection is such fun with its hair dryer stripe, lingerie toss, purses, pup and kitty toss, cherries, tiny flowers, stars, and a great texture. Won't this be fun to display! Sew up a big tote or purse from the master theme print. Add a pair of pajamas from the lingerie toss for your shop's next midnight madness or early bird sale. Schedule some Sew Easy Parties and select from lots of small projects that you can finish quickly and embellish. Gather some books and patterns about making pajamas and purses and using novelty and theme fabrics. Finish the display with an acrylic box filled with pink curlers, a bottle of bubble bath, and some nail polish in bright reds and pinks.

Display this collection with some books to inspire your customers...

-  *Sew Easy Parties* by Four Corners Designs. Six very cute, small projects that sell half-yard cuts and embellishments.
-  *Fast, Fun and Easy Fabric Bags: 10 Projects to Suit Your Style* by Pam Archer, C&T Publishing. Ten projects including a tote bag, evening bag, and arts and crafts tote.
-  *Purses, Bags and Totes* by Cindy Taylor Oates, Taylor Made Designs. Fourteen attractive bags, including a water bottle holder and a bag for your yoga mat.
-  *Brilliant Bags* by Deena Beverly, C&T Publishing. Twenty really wonderful bags to make and embellish with beads, embroidery, appliqué, and fabric painting.
-  *Pajama Party* by Cindy Taylor Oates, Taylor Made Designs. Pajamas are a great way to use theme fabrics. Make the top from the master theme pattern and the bottoms from the stars or the pretty texture.
-  *Two-Block Theme Quilts* by Claudia Olson, That Patchwork Place. Ten quilt projects for theme fabrics, combined with beautiful pieced blocks in very original ways.
-  *Clever Quilts Encore* by Susan Teegarden Dissmore, That Patchwork Place. Fourteen quilt projects with great settings for panels, borders, and theme prints.
-  *9-Patch Pizzazz, Fast, Fun and Finished in a Day* by Judy Sisneros, C&T Publishing. A beginner book of quick quilts that use large-scale and novelty prints and panels.

Written by Sue Hale for Red Rooster Fabrics. Permission to make copies for distribution to independent quilt shop owners is granted by Red Rooster Fabrics.