







Introducing a nautical collection by Jim Shore for Red Rooster Fabrics...




LIGHTHOUSES BY THE SEA

Jim Shore, well-known artist and designer of the collectible Heartwood Creek figurines, presents his delightful Lighthouses set against a patchwork sky by the bright blue sea. The lighthouses, shops, homes, and sails on the focus fabric also feature Jim's trademark patchwork designs. Add a toss of lighthouses, a bold and colorful stripe, a narrow stripe, cute little fish, and wavy and patchwork textures to complete the collection. It's just right for a quick pieced quilt for the beach house or lake. Or, try placemats from the lighthouse print, banded by the bold stripe, with napkins from the little fish. The lighthouses would also make a great beach or boat tote. Band some tote bag mesh with the bold stripe and use the little stripe for the tote's handles. Display this collection near a stack of the collection's fat quarters, Jim's lighthouse figurines, a few of the books suggested below, a roll of tote bag mesh, and a scattering of sea shells and sea glass in bright blues and greens.

Build a display with these books...

-  *Shoreline Quilts: 15 Glorious Getaway Projects* compiled by Cindy Lyle Rymer, C&T Publishing. Projects inspired by the beach, the ocean, and creatures in the sea.
-  *Waterside Quilting* by Cheryl Haynes, Design Originals. Fifteen appliqué projects with lighthouses, fish in the sea, sandcastles, and other waterside themes.
-  *Under the Sea* by Billie Lauder & Marilyn Mansker, Easymade Publications. Foundation piece the fish, lobster, and sailboats for a cute theme quilt, table runner, or placemats.
-  *Variations on a Theme: Quilts with Easy Options* by Terry Martin, That Patchwork Place. Twelve projects using theme fabrics with large motifs.

Add some patterns, too...

-  The Sunshine Bag or The Tote and Go (The Mesh of It Tote Bags) by Lyle Enterprises. Team the Lighthouses by the Sea prints with a bright mesh for these two big totes.
-  Grab and Go Totes by Four Corners Designs. With four sizes and fifteen variations to choose from, you'll want to make more than one tote!
-  Summer Tote, #122 by Lazy Girl Designs. Make a big, zippered tote with six outside pockets and up to four inside pockets.

Written by Sue Hale for Red Rooster Fabrics. Permission to make copies for distribution to independent quilt shop owners is granted by Red Rooster Fabrics.