



Nana's Garden





by Arlene Neely of Rabbits Haven

Arlene Neely of Rabbits Haven brings us a true “breath of spring” in her premiere fabric collection! Arlene’s signature style of using soft, watercolors and stitchery motifs in her quilt patterns translates perfectly to these lovely fabrics. A unique panel features the Rabbits Haven bunnies in a large central block, four mid-scale blocks and six small blocks. The panel is complemented by a delicate repeating stripe that also includes Arlene’s hand-drawn rabbit motifs. A large, open tossed rose print is offered in two subtle background colors – soft beige and medium pink. It is balanced by a medium scale, packed rose vine in soft green and lighter pink. A tiny, tossed rosebud in four colorways helps to complete the rose theme. There are plenty of beautiful coordinating prints! Two understated geometric prints nicely support the floral prints – a tonal stripe with a slightly corrugated look and a perky gingham! Completing the collection is a large, polka dot print in three colorways and a tiny tonal flower dot on a beautifully mottled ground in four colorways. Also, note that there are two new Tokyo colors that were created to coordinate with this group – dusty green and dusty pink. This collection offers multiple project and marketing options! Using the rabbit prints, the fabrics are perfect for springtime, Easter or children’s items. Use the motif outlines as a guide for stitching with embroidery floss or perle cotton. It’s also the perfect way to teach such skills and will make a great class! However, if you choose not to use the bunnies, the rest of the collection can be used to create bona fide shabby chic home décor! Think of romantic bed and bath ensembles – duvet covers, bedskirts, curtains and more! Also, Arlene has designed a lovely quilt, “Sweet Memories”, for our complementary marketing pattern! *9 patterns/23 skus*

From the bookshelf...

-  *Blended Borders* by Pamela Mostek for Martingale & Company. This book showcases a technique which softens the line between the quilt top and the border. Rather than ‘coloring inside the lines, full use is made of large-scale appliqué shapes to create quilts of unparalleled artistry. Offers a creative way to use the lovely prints from *Nana’s Garden*!
-  *Fabric All Through the House* by Barbara Finwall & Nancy Javier for Leisure Arts. Soft, touchable textiles add color and mood-setting patterns throughout the home. This handy guide offers tips for choosing colors, materials, and prints, and gives professional advice for mixing and matching. It’s the perfect “how-to” decorating book!

To the pattern rack...

-  *April Showers* by Rabbits Haven. This new release from Spring Market is simply perfect to use with Arlene’s first fabric collection
-  *Garden Blooms Sundress* by Maw-Bell Designs. Sweet sundress design for little girls, size 3 – 6.
-  *Claire Handbag* by Lazy Girl Designs. Sophisticated yet lighthearted purse, tote or project bag. Loaded with pockets. Six inside pockets and a few places for pens, too.
-  *Dreamy Duvet Cover* by Donna Babylon for More Splash than Cash. Looks great in any bedroom! Easy to make. Customize size to fit any comforter.

And, don’t forget your display!

Wow – where do we start for this lovely collection? Multiple vignettes will help to showcase this group’s incredible potential. Using the patterns and books mentioned above (or others that you like), you can create a wearable (child’s dress), tote/bag, quilt (our free project pattern) and home décor items. Cut an inexpensive piece of wooden trellis and paint it white to use as a backdrop or screen behind your display. Drape with Nana’s Garden fabric or the project quilt. Use the trellis to hang the child’s dress and loop the bag over the corner. Create project kits for any of these projects and be sure to include embroidery floss if used in your sample!