


Happy Haunters


by Kelly Mueller of The Wooden Bear


Halloween pals are joined by their playful pets and perky pumpkins in this adorable collection by Kelly Mueller of The Wooden Bear. A giant, oak tree is backlit by a harvest moon in the 24" thematic panel print. Kitties and an owl perch on its branches while a windblown witch flies behind it on her way to the evening's events. This panel sets the collection's story in motion and creates a focal print for any number of project ideas. Use it to create a "welcome banner" as shown in our complementary project pattern. It can also be used to create a party game similar to "Pin the Tail on the Donkey"! Just adhere (pin or light glue) the panel to a piece of foam core. Then, give each little party guest a small, wrapped candy with a long, straight pin inserted through the end of the wrapper. Blindfold the guest and ask them to walk straight ahead and insert the pin into the panel. The guest who places a pin closest to the tree, pumpkins, etc. (you pick) will be the winner! Additionally, there are some wonderful coordinate prints that simply shine on their own! A tossed design featuring mid-scale motifs works well as running yardage but is also perfect for cutting into appliqués! Simply iron some fusible web on the back of the print. Then, cut out the motifs and fuse onto quilts, trick or treat bags (fabric or paper) or the corner of some fun party napkins! Multicolor dots in a variety of sizes create another fun and very usable pattern. Three tonal prints provide a multitude of colorful and creative options – tiny, shadow stars; a terrific spider web (with spiders!) and a small-scale, tossed bat design. Finally, there is a vivid stripe that incorporates many of the other prints in its multicolor bands. In addition to the panel banner, our project pattern also features a trick-or-treat bag and a 12" pumpkin mini-quilt! *Delivers in May. 10 patterns/24 skus.*

From the bookshelf...

 *The Happy Haunters* by Kelly Mueller of The Wooden Bear. Kelly's first booklet will feature multiple projects that all use *Happy Haunters* fabric! Some of the projects are a fusible/appliquéd witch & friends wall hanging; a table runner featuring mirror-image pumpkins and a 3-section mini-screen quilt entitled BOO! Kelly plans to have the book available for order at or before Spring Quilt Market.

To the pattern rack...

 *Straddling Scarecrow, Witch or Turkey* patterns by The Wooden Bear. These small 19" x 23" quiltlets are the perfect size to hang on a wire quilt hanger by Ackfeld. The *Happy Haunters* fabrics will work perfectly in these adorable designs!

 *Fast, Fun & Easy® Fabric Bowls* by Linda Johansen for C & T Publishing. While this book has been around for a while, the concept couldn't be more appropriate than when using *Happy Haunters* fabric to make a big bowl to hold treats to hand out to your little visitors!

Don't forget your display!

Use our Happy Haunters banner to set the stage for your display! Use Kelly's *The Happy Haunters* booklet to make many small project kits. Host a "mom & me" class and use our free bag pattern as your class project. Make a large fabric bowl using the book listed above and place on your display table to hold several of the kits. You may want to make a second one to hold some candy corn as a treat for your customers!

Written by Cyndi Hershey for Red Rooster Fabrics. Permission to make copies for distribution to independent quilt shop owners is granted by Red Rooster Fabrics.