




# MOTHER GOOSE


by Amy Barickman of Indygo Junction and The Vintage Workshop

Amy Barickman's latest fabric collection is based upon the favorite childhood books, *Mother Goose* and *Goosey Gander*. The vintage illustrations of Mary LaFetra Russell are perfectly captured in these delightful fabrics. "The Mother Goose Book" is presented as a soft-book panel with each page repeating the art and text of those precious rhymes. The panel lends itself well to not only a fabric book but the pages will be easily used as blocks of a quilt. The themed crib panel combines a full-color center illustration that is framed on the top and bottom with pen and ink drawings. A tossed nursery rhyme print features many of the well loved Mother Goose characters while the rhyme text meanders in and out of the central motifs. A neutral colored pen & ink toile print blends easily with any of the other prints while possessing plenty of interest all on its own! A pindot is offered on both a snowy ground with colored dots and the reverse – dark grounds with snowy dots. Miniature posies are packed together to produce a sweet print in pink and yellow. Two diminutive prints - a tiny gingham and wavy stripe – add just the right touch of structure and balance to the group. While this group is bound to generate many quilt ideas, it is also ideal for nursery and toddler room décor as well as sweet children's' apparel.  
*8 patterns/20 skus*


## From the bookshelf...

Two delightful books that lend themselves perfectly for use with *Mother Goose* fabrics!

 *Storybook Stitches I – Child's Play* by Marge Wooters & Marilyn Gash. Indygo Junction. A 40 page collection of 6 projects and 15 pages of additional project designs. There are 75 sketches of vintage playmates in buckled shoes, knickers, petticoats, and overalls to stitch, paint or appliqué into a storybook treasure of your own. Make quilts, pillows, pillowcases and samplers

 *The Sew-It Book* revised by Amy Barickman of Indygo Junction and The Vintage Workshop. Reproduction of the 1929 book - *The Sew-It Book - Things to make with needle & thread and odds & ends*. 17 projects including a child's apron, smock, sun bonnet, rag doll and Kimono-type jacket. Techniques include sewing, embroidery, doll dress pattern making and tie-dying. 47-page hardback book with an embossed cover. A keepsake treasure with darling graphics that will charm young and old!

## To the pattern rack...

 *Jack & Jill Jammies*. Indygo Junction. Traditional pj features a button front closure, short or long sleeves, and banded retro pocket detail with optional bias trim on sleeve and pocket. Pull-on elastic waist pant in long or lower knee length. The girl's shirt sports a trapeze silhouette with rounded collar and button front.

 *Angelic Tunic & Topper*. Indygo Junction. Girls are oh so fashion forward in these smock toppers which feature full cap sleeves and bodice styling. The longer version can be worn as a tunic with leggings or jeans. The shorter style paired with Capri pants (pattern included) has trim detail on sleeves as well as lower pant legs. A versatile children's garment for cotton designer coordinates.

## And, don't forget your display!

Wow – the display possibilities are endless for this theme! A child's table and chair or tiny rocker would look great set on top of your display table. No table space? Do you have a bassinet or old port-a-crib? Have any Mother Goose related items at home? Stuffed animals, dolls, etc? Bring them in to use as ideal accents to your vignette. Package kits using both our free project sheets as well as the soft book panel and place in the rocker or crib. Cut some pillowcase kits as well! Plus, you could create some "diaper bag" kits using your favorite bag pattern!